

The Inside Track

Hunter: *Main Meeting Minutes*..... page 3
Schaffer: *Word Processing Tips*..... page 4
Komando: *Attacked by Safewebnavigate*..... page 5
Hunter: *Sites on the 'Net*..... page 6
Finkelstein: *Byting Remarks*..... page 7

Practical steps researching genealogy

Dick Williams, with extensive experience as an historian and family researcher, will be our presenter on Tuesday, Nov. 6, at the Whitesboro Senior High School Cafeteria. This is familiar physical territory for Dick as he taught Social Studies from 1968-80 and then served as Vice-principal until he retired in 1995.

He has had a long and distinguished career with the Clinton Historical Society, serving two terms as its president. In 2000 he was appointed Town of Kirkland Historian and during the ensuing years many columns on local history have been published in the *Clinton Courier*. He is the author of a number of books and pamphlets on local history.

This past March he conducted a Genealogy Workshop for the Clinton Historical Society and he now brings his knowledge in this area to us.

GETTING STARTED IN GENEALOGY

Dick will deal with the following topics:

- * Local sources
- * Family worksheets
- * Records to check
- * Military Records
- * Health Department regulations
- * Caring for family records
- * Using Census records
- * Forms

Dick will accept questions at any time during his presentation, so come prepared to stimulate discussion and give direction to the program content.

Dave Askew will be conducting our annual **Food & Toy Drive** at the November & December meetings.

Bring a toy to the meeting and you'll receive an extra door prize ticket.



Bring non-perishable food to the meeting and you'll receive an extra door prize ticket.



If you bring a computer related item for a door prize you will also receive an extra door prize ticket. This means you might be eligible for as many as four tickets.



Please be generous.

Tuesday, November 6, 2007- 6PM at Whitesboro High School



explorer

The MVPCUG *EXPLORER* is published monthly from September through June by the Mohawk Valley Personal Computer User Group, Inc.(MVPCUG), PO Box 586, Marcy NY 13403-0586.

Opinions expressed herein are the writers and are not reflective of the MVPCUG, nor are they considered substantiated by inclusion in this newsletter. All articles are copyrighted by their respective authors but may be reprinted by other User Groups provided credit is given to the author and this publication.

The MVPCUG was founded in 1981 by individuals interested in IBM compatible computers. This non-profit organization consists of volunteers whose expertise range from novice to professional.

Regular meetings are held on the first Tuesday of the month at 6pm, usually at the Whitesboro High School, Route 291, Marcy NY. A typical agenda consists of discussion of business affairs and a demonstration of computer related products. Meetings are open to the public.

Initial membership fee for an individual is \$25. Annual renewal dues are \$20.

OFFICERS and DIRECTORS

President

Jerry Finkelstein..... 797-5296
..... demetrius28 at adelphia.net

Vice President

Lisa Britt..... ydaith at hotmail.com

Treasurer

Bill Gorrell..... 853-3256
..... lwgorrell at roadrunner.com

Secretary

John Hunter..... jhunter1 at twcny.rr.com

Directors-at-Large

Bob Schaffer ['07]. rdschaffer at adelphia.net
Helen Russell ['08]. hrcnb at capital.net
Jim Pease ['09]. jamesrpease at yahoo.com

Our internet presence is at

<http://www.mvpcug.com>

Web Master

Lisa Britt..... mvpcug@usadatanet.net


NEWSLETTER STAFF

Jerry Finkelstein..... demetrius28 at adelphia.net
Donna Gorrell. dgorrell at roadrunner.com
John Hunter..... jhunter1 at twcny.rr.com
Bob Schaffer. rdschaffer at adelphia.net

Meeting Agenda	
5:30.	Meet and Greet
6:00.	Business Meeting
6:30.	Program, Part 1
7:10.	Break
7:20.	Program, Part 2
8:00.	Drawing for Prizes
8:15.	Adjournment

Editorial notes . . .

Holiday time approaches so let's get in the spirit by bringing a gift of food



or toys to the next two meetings. Add to our door prizes by donating an item related to computers – either software or hardware.

Election of officers will be held at the December meeting. The proposed slate is on page 3. Nominations will be taken from the floor prior to the election.

Stay connected . . . to the MVPCUG
Mohawk Valley PC User Group, Inc.
\$25 for initial sign-up - \$20 for renewal

Name _____
 Address _____
 City _____ NY
 Zip _____ Phone _____
 E-mail _____

Please mail this application with a check payable to MVPCUG to
 M V P C U G
 PO Box 586
 Marcy NY 13403-0586

Minutes of October 2, 2007
 — John Hunter, Secretary

The MVPCUG general meeting was held at the Whitesboro HS cafeteria. President Jerry Finkelstein called the meeting to order at 6:02 PM. There were 39 persons in attendance.

BUSINESS MEETING

After welcoming all present, President **Jerry Finkelstein** asked treasurer **Bill Gorrell** for a financial report. Bill reported that as of September 30, 2007 the club had received 3.5 renewals totaling \$70 and accrued interest for the month of \$6.02 for a total revenue of \$76.02. Expenses for printing, postage, door prizes and Internet services totaled \$316.54. For September this left a negative expense minus revenue of \$240.52. Bill also reported that account balances for checking, money market and credit union totaled \$3088.03.

Jerry reported that minutes for the September meeting appeared in the October newsletter as well as the club web page.

Bill Gorrell also reported that *USADatanet* had been purchased by *PeoplePC*. Our URL will remain the same for the time being as will the current monthly cost of \$9.95. Bill noted that the email address mvpcug@peoplepc.com can also be used.

Jerry also announced that although the club has ended the relationship with St. John's Church, SIGs may be offered at Whitesboro High School. Bill Gorrell indicated that a Q & A Sig has been tentatively scheduled for November. The SIG will be held prior to the November General Meeting. Bill will send out emails if the SIG is on.

At the September Board of Directors' meeting, the board decided that there will be no 50-50 drawings held. In order for the club to hold such drawings, we need permission from the NYS Gaming Commission, for an additional fee. In addition, the board found out that profit-making functions may not be legally held in school buildings, so a 50-50 would have to be held off-site. Several board members also indicated they felt that participation would be limited in any case.

Donna Gorrell noted that a list of candidates for club offices needs to be set by Friday, October 5, 2007. Anyone interested in running for office should email John Hunter. All candidates must appear in the November newsletter.

Dave Askew reported that again this year, the club will be collecting toys and non-perishable food at the

November and December general meetings. Club members donating toys and/or food will receive extra tickets for the door prize drawings.

A question from the floor concerning Windows 2000 running slow sparked a lively discussion as members tried to troubleshoot various fixes for the problem.

PROGRAM

At 6:28 PM Jerry introduced the featured speaker, Chris Broedel, son of Milt Broedel. Chris spoke about computer threats and how to avoid them using software and hardware to protect your PC. After a short break at 7:14 PM, Chris spoke until the presentation concluded at 8:14 PM.

DOOR PRIZES

[furnished with club funds]

Staples Photo Paper 8 X 10 Matte. **Jerry Finkelstein**
 Staples Photo Paper 4 X 6 gloss. **Vince Coyne**
 Cruzer Micro USB Flash Drive. **Tony Ciancio**
 10 DVD-R disks. **Don Pianka**
 15 CD disks.. **Lou Barile**
 Panda 2007 Security Software. . . . **Nelson Robinson**

[donated by Jerry Finkelstein]

Office Supplies/CDs/Notebook. . . . **Tim Clinehens**

The meeting adjourned at 8:22 PM.

John Hunter, secretary



**DECEMBER 2007
 ELECTION OF OFFICERS**

Nominations as proposed by the
 Board of Directors

President. **Jerry Finkelstein**

Vice President. **Lisa Britt**

Secretary. **John Hunter**

Treasurer. **Bill Gorrell**

Director-at-Large. **Lou Barile**

Word Processing Tips

— by Bob Schaffer

Word — Using Documents from Previous Versions of MS Word

Word 2007 documents have a new file extension, .DOCX instead of .DOC. Office 2007 documents are based on a technology called the Office Open XML (Extensible Markup Language) Format. Office 2007 (including Word) creates files that are smaller and easier to recover if they happen to become corrupted.

Browse in Word 2007 to the file you want to work on and click Open. By default, the document is *not* converted to Word 2007 format. Word 2007 operates in Compatibility Mode when a Word 97-2003 document is opened. Compatibility Mode ensures that any changes you make will be readable by the older version of Word the document was created in.

Word 2007's new features aren't available in Compatibility Mode. You can work on the old document and, when you're done, click the Office button, Save, and Close. Any changes you have made will be acceptable to the older version of Word when the document is reopened.

You can also convert the old document to Word 2007's DOCX format. With the document open, click the Office button and Convert. A dialog box will open with a short description of what will happen. Click OK and the document is converted, and all of Word 2007's functions become available.

Click the Office button and Save to replace the original document with the new 2007 version. Click Save As and Word Document to create a copy of the document in the converted 2007 format while leaving a copy in the DOC format.

You may need to save a Word 2007 document in a form that previous versions of Word can handle. There are two ways to do this. You can save them in a Word 97-2003 format or install the Microsoft Office Compatibility Pack with your earlier version of Word (and other Office applications).

The first method is simple. Click the Office button, Save As, and Word 97-2003 Document. Of course, the earlier version of Word won't be able to handle new Word 2007 features if you used them in the document. ***Check Word 2007 Help for list of features that don't translate to older versions.***

The Microsoft Office Compatibility Pack lets you open DOCX files in the older application. The pack

works with Microsoft Office 2000/XP. First, make sure your version of Office, including Word, is up-to-date. All of the High-Priority updates must be installed. Click Start and Windows Update to find out if you need something. Go to www.microsoft.com and search for "Microsoft Office Compatibility Pack." Click the Download button to obtain the 27.5MB file. Double-click the downloaded file to begin installation. You can now open DOCX files directly in an earlier version of Word.

While in the earlier version of Word, it's best to only make changes to text or other simple areas. Because, for example, Word 2007 uses Themes—groups of styles used to create a cohesive look. Changing styles in a document in an earlier version of Word will change the theme. When you're done working with the file, save it as you would other documents. Later, you can reopen the document in Word 2007 and continue where you left off.

by Tom Hancock, Courtesy of *SmartComputing Magazine*



WordPerfect — The Undelete Toolbar

Undelete is particularly helpful for those times you've been tapping out your thoughts and continuously deleting pieces only to remember a sentence that would work perfectly in the new paragraph you're working on. You can choose any of the previous *three* deletions to recover. Also, while Undo restores deletions at the point in the document where they were made, Undelete lets you place the deleted item wherever you place your cursor.

To recover deleted text using Undelete, first click where you want to insert the deleted text. Press Alt-Shift-Backspace. This opens the Undelete toolbar, a strip with several buttons to choose from.

WordPerfect displays the deleted text at the cursor insertion point and highlighted for easy identification. You can choose to restore the highlighted text or call up a previous deletion.

To simply insert the most recently deleted item, click Restore. This closes the dialog box and saves any changes you have made. Click Previous to display an earlier deletion or Next to see a newer deletion. When you find what you're looking for, click Restore and the text appears in the document where your cursor is located.

Courtesy of *SmartComputing Magazine*



Attacked by SAFEWEBNAVIGATE — by Kim Komando

Q. We are being bombarded by pop-ups. The pop-ups indicate an alleged threat. Initially, there was also a blood red (dripping) screen with Oriental style writing. The pop-ups refer to Safewebnavigate. They are getting past our antivirus protection. My wife and kids swear they haven't been on anything that would cause this.

A. This is a heavy-duty adware infection. References to it began cropping up on the Web in August. Your antivirus program probably would not find or remove it. You need to use anti-spyware programs.

A specialized tool—SmitfraudFix [<http://siri.geekstogo.com/SmitfraudFix.php>]
—is available. This program should be downloaded and saved to your desktop. This is a compressed file. Extract the files and save them to the desktop.

Disconnect from the Internet. Reboot the computer. Tap F8 until you get the Advanced Options menu. Select Safe Mode and press Enter. Double-click smitfraudfix.cmd. Select Option 2 and press Enter. Select Y and press Enter to clean the Registry.

Wininet.dll may also be infected. If so, SmitfraudFix will tell you. Answer Y and press enter to replace the file.

Clean Internet Explorer

Reboot the computer normally. That should take care of most of your problems. Open Internet Explorer. Click Tools | Internet Options. Select the Security tab. Click Trusted Sites. Click Sites. Under Websites, highlight anything you don't recognize as safe. Click Remove.

Given your problems, I assume you are not running anti-spyware programs. There are a number of good programs that are free. You can download them through my site. I would use Firefox or another browser; Internet Explorer may still be compromised. If you don't have another browser, use IE to download Firefox.

Reconnect to the Internet. After Firefox is installed, download the following programs: Spybot – Search & Destroy, Ad-Aware and Windows Defender. Install these programs and update them. All are free.

Run each of the programs in series. They should take care of any remaining traces of the spyware. Also, double-check Internet Explorer's Trusted Zone for malware links. Click Start | All Programs | Windows Update. Download and install any security updates.

More security programs

I would also install a fourth anti-spyware program, SpywareBlaster. It blocks incoming malware. However, it cannot be used to scan the computer for existing infections. In addition, install a custom HOSTS file. Windows uses the HOSTS file to translate Web addresses to IP numbers. A custom HOSTS file will stop attempts to reach many dangerous sites. I have a link to a custom

HOSTS file on my site. Follow its installation instructions.

Finally, clear your System Restore points and set a new, clean one. Malware can continue to lurk in System Restore points. Using such a restore point in the future could re-infect your machine.

In Windows XP, click Start | Control Panel. Double-click System. Select the System Restore tab. Click “Turn off System Restore on all drives.” Click Apply | OK. Close all windows and reboot.

Return to the System Restore window. Clear the box next to “Turn off System Restore on all drives.” Click Apply | OK. Close any open windows and reboot.

Vista instructions

In Windows Vista, click Start | Control Panel. If necessary, select Classic View on the left. Double-click System. Click System Protection on the left. Clear the box under Automatic Restore Points. A warning window will open. Click Turn System Restore Off. Click Apply | OK. Close any open windows and reboot.

Return to the System Protection window. Check the box under Automatic Restore Points. Click Apply | OK. Close any open windows and reboot.

If, after all the foregoing, you still have problems, use HijackThis [spywareinfo.com/~merijn/programs.php]. After downloading and installation, use the forums for instruction. You will need help using this program.

I'm not sure how you contracted Savewebnavigate. It sounds like a false-positive program. These pop up while you're surfing. They offer to scan your computer for problems. Once downloaded, they announce that you do, indeed, have problems. Their report is a lie—a false-positive. They attempt to sell you a program, which would probably compound the situation.

Close windows carefully

When you receive such pop-ups, never accept their offers. Nor should you click the No button. It could be programmed to download the software. Instead, close the window by clicking the X in the top right corner.

Savewebnavigate also could arrive through a spam attachment. Or, it might have been downloaded via an infected Web site. People should not open spam. And certainly, attachments should be avoided.

Infected Web sites are a growing phenomenon. They use automatic—or drive-by—downloads of malware. Sometimes, legitimate sites are hacked and malware downloads placed on them.

There are two protections against drive-by downloads. First, keep Windows updated. These sites target machines that are not updated. Second, use Firefox, rather than Internet Explorer. Most online attacks target flaws in IE.

Firefox also can have flaws. But it is not tied deeply to Windows, while IE is. Firefox is a safer browser. ❖

Sites to Visit on the 'Net

— by John Hunter

It's That Time of Year

As in past years, **Dave Askew** will be conducting a food and toy drive to provide holiday dinners and toys to families who might otherwise face a poor holiday. Please be generous and bring new, unwrapped toys and non-perishable food to the general meetings held in November and December. Also remember that extra door prize tickets will be given to those who bring toys and food to the meetings.

Holiday Shopping Tips

Holiday shopping time is just around the corner, and although I have mentioned the following site in a previous column, the season merits a revisit. The site is www.bfads.net. The name of the web site, Black Friday Ads, refers to the day after Thanksgiving which is the biggest shopping day of the year.

Black Friday publishes the advertised specials for retailers such as Walmart, Target, Best Buy and so on. The purpose of the site is to give shoppers an advanced look at advertised holiday season specials offered by retailers. Thus armed with early information the smart shopper is able to plan shopping excursions to take advantage of the best buys.

While it is still very early in the shopping season, one set of Black Friday circulars is already on the web page. **Ace Hardware** is the lucky or unlucky company depending on your connection to the corporate profit margin. The list of sale items broken down by categories include: electronics, home items, miscellaneous, tools, toys and video games. A short list of featured items includes: a digital photo key chain with a 1.5" color LCD screen is \$19.99; mini icicle Christmas lights 100 count is free; Ace members get 20 bonus points per dollar; Ionic Pro Compact Air Purifier with car ionizer- \$69.99; a Power Glide 81/4" Compound Miter Saw with laser guide- \$49.99; a Radio Flyer Wagon- \$29.99. Some of these prices require purchase and are then rebated. But all in all these and other discounted items provide savvy shoppers with great prices.

Help! How do you get there from here?

For the directionally challenged, Google has come to the rescue, again. To examine one of the

newest Google products, go to www.streetviewr.com. Click on this URL and off you go to a short video explanation. Ryan German, a Googleteer, who explains how this virtual street level tour works. Google has combined street-level photography with the Google mapping software to allow you to take walking tours of a number of cities and neighborhoods. The demo features the Golden Gate Bridge, but down the page you can click on images of New York City or Miami Beach as well.

The site promises you will be able to traverse cityscapes, landmarks and points of interest. The accompanying tutorial takes you to the Embarcadero in San Francisco. You can adjust the magnification to read street signs, and pan 360 degrees by holding down your mouse. Click on the arrows in the picture and see adjacent street scenes as well. As you click your way around the picture, your progress is noted on the accompanying Google map. Pretty cool and free.

Continuous Learning

You are in the middle of a project and have forgotten a critical component. What to do? Try www.cheat-sheets.org. This site provides quick reference cards, roundups and quick reference sheets for software code and programs. For example, want to know **.NET Standard DateTime Format Strings**? Click on .NET format string quick reference string. It comes in pdf format.

The list starts with ActionScript and continues through MYSQL to XSS Cross Site Scripting. You can even earn Six Sigma Certification, online, for free! The site does suggest that you use the Firefox browser for best viewing of this and related sites and provides a link to Firefox with Google Toolbar if you don't use it already.

Safe Internet Browsing

You are told about a great celebrity news site on yahoo. Is this site appropriate for kids? To find out before letting the 'younguns' surf there, click on www.commonsemmedia.org/website-reviews. This site provides parents with a rated critique of a particular web site, in my case www.omg.yahoo.com. The site rates the appropriateness of the content for all children. This particular site gets a 13+ age with a know your kid ikon. The site also reviews movies, books, TV shows, games and music. Safe surfing all.

Until next time . . .



My Space Unraveled

Book Review by John Hunter

MySpace Unraveled: A Parent's Guide to Teen Social Networking, from the Directors of BlogSafety.com. By Larry Magid and Anne Collier. Peachpit Press, Berkeley, CA 94710. 184 pages. List Price: \$14.99.

School districts block students' access to social networks. The New York State Attorney General confronts Facebook.com over safety and security issues. Children pressure parents to allow them to visit MySpace and Facebook et al. What is social networking? What are the advantages for kids and adults offered by the technology? What are the dangers of unsupervised access? These questions and more are answered by authors Larry Magid and Anne Collier, both experienced Internet safety activists. Magid founded safety sites SafeKids.com and SafeTeens.com and Collier edits NetFamilyNews.org and works as executive director of the nonprofit Tech Parenting Group.

Protecting children from stalkers, perverts and other Internet baddies always lingers in the background of parents' thoughts. But how do parents protect children if they don't know what their up against? Fortunately, Larry Magid and Anne Collier have taken on this task and have produced a very easily read book that explains just what social networking entails, the various social networking sites, and provides very concrete advice about how to guide children in their use of the web.

The short eight-chapter book begins with a discussion of social networking and its various permutations. Subtopics include a definition of social networking, a parents' eye view and other helpful insights. Chapter 3 shows parents how to set up an online account, personalizing a profile and so forth. Chapters 4 and 5 give detailed directions on using MySpace mail, address books, adding and deleting friends, blogging and addressing safety issues.

Interspersed throughout the various chapters are little blue-ink passages entitled "Key Parenting Point." These nuggets provide especially good advice such as: using monitoring services to keep track of a child's myspace account and profile; this is not to be confused with a keystroke logger that will record every place a child goes and every word that is typed

[continued at bottom of next column]

Byting Remarks

— Jerry Finkelstein

Programs for the year were discussed at our last Board of Directors meeting. A presentation on genealogy was just one program considered. I'm wondering how strong an interest do our club members show in certain programs. Anybody for genealogy? Of course, if someone doesn't know what genealogy is about then that question wouldn't make sense to him. He may still come to the meeting because he comes to meetings anyway, on a regular basis, to see what's going on, to get information, to say hello to fellow members. For some there is a sense of club community.

Sometimes you may not be aware that you have an interest in something until you tap into another something that awakens your curiosity. When purchasing a computer you are usually asked about your interests in using one so that you and your PC are well matched. I wonder, however, about your new found interests once you strike the keys and discover the variegated uses of the PC. Discover the internet and there's the world at your fingertips. You can have as much of that world as you are interested in. Our programs offer just a tiny bit of the PC universe. Your interests can help us shape the world of the PC into something manageable, practical, useful.

Let us know about the PC topics that interest you. Email anyone on the Board. As we get more knowledgeable about the PC we get better informed about the world around us. Need a map? I go to MapQuest. It's not the best, but it's easy. Have a question? Need some information? Google it. Lately, I've been trying out Ask.com. The news/political blogs are fun, they keep me up to date, to the very hour, on *everything* I might want to know about all the presidential candidates whether they're running or not. What do you use the PC for? Let us know. ❖

[Book Review cont.]

on every web site. The former will only allow you to monitor one of a child's accounts. The latter will allow parents to spy on everything the child does.




The book also includes a fairly good index that covers all the major ideas the authors present. I recommend this book to anyone who needs a fairly simple explanation of and a how-to for getting into the social network scene. ❖

explorer

Getting started in Genealogy

Tuesday ★ Nov 6, 2007 ★ 6:00 PM ★ Whitesboro High School



what's.com/ing			November 2007			
Sunday	Monday	Tuesday	Wednesday	Thursday	Friday	Saturday
HAPPY THANKSGIVING				1	2	3
4 CHANGE YOUR CLOCK  CHANGE YOUR BATTERY	5	6 Monthly General Meeting 6:00 PM Whitesboro HS	7	8	9	10
11 	12	13 Board of Director's Mtg 6:30 PM	14	15	16	17
18	19	20	21	22 	23	24
25	26	27	28	29	30	